

Avalanche danger

Forecast through: 15.4.2026, 17:00 / Next update: 15.4.2026, 17:00



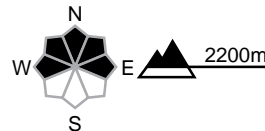
Dry avalanches, whole day

Low (1)



No distinct avalanche problem

Avalanche prone locations



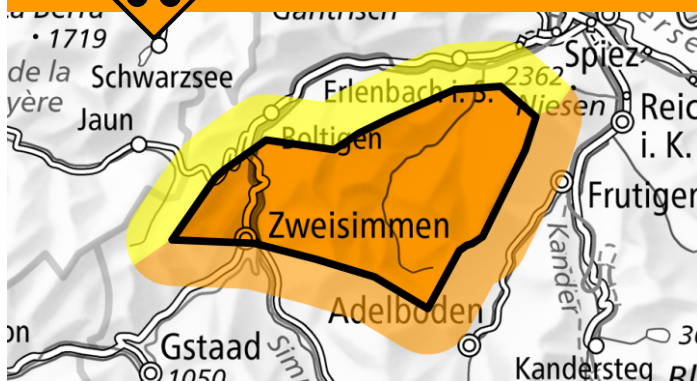
Danger description

Dry avalanches are unlikely to occur. Very isolated avalanche prone locations are to be found in particular on extremely steep shady slopes at elevated altitudes.



Wet-snow avalanches, as the day progresses

Considerable (3)




Wet snow


As the day progresses as a consequence of warming during the day and solar radiation there will be an increase in the danger of wet avalanches. In the regions where the outgoing longwave radiation during the night is reduced the danger will increase more quickly. Caution is to be exercised in particular on steep east, south and west facing slopes between approximately 2000 and 2800 m, as well as on steep north facing slopes below approximately 2400 m. Wet avalanches can additionally in some places be released by people. Avalanches can reach large size. Backcountry tours and ascents to alpine cabins should be started early and concluded timely.

Danger levels

 1 low

 2 moderate

 3 considerable  4 high

 5 very high

