

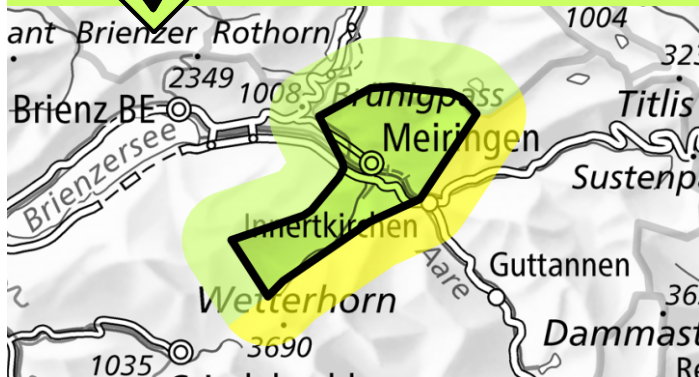
# Avalanche danger

Forecast through: 11.5.2025, 17:00 / Next update: In the event of heavy snowfall



Dry avalanches, whole day

**Low (1)**



## No distinct avalanche problem

Individual avalanche prone locations for dry avalanches are to be found in particular in extremely steep terrain at elevated altitudes. Dry avalanches can still in isolated cases be released by people, but they will be small in most cases. Apart from the danger of being buried, restraint should be exercised in particular in view of the danger of avalanches sweeping people along and giving rise to falls.

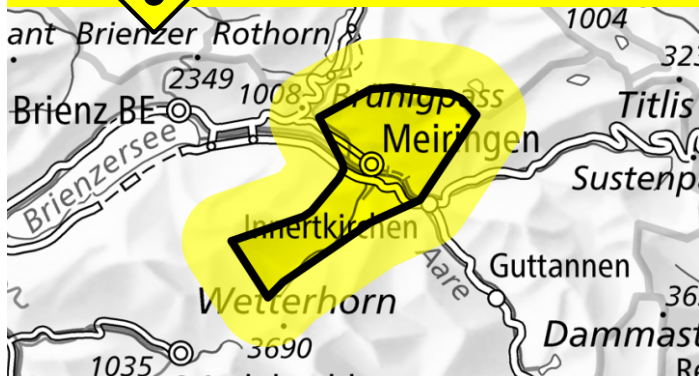
The Avalanche Warning Service currently has only a small amount of information that has been collected in the field, so that the avalanche danger should be investigated especially thoroughly in the relevant locality.

In the summer and autumn, avalanche bulletins are published only in the event of heavy snowfall. Even if the SLF does not publish an avalanche bulletin, due consideration is to be given to the avalanche situation especially if snow has fallen recently.



Wet-snow avalanches, as the day progresses

**Moderate (2)**




## Wet snow

Natural wet avalanches are possible, in particular medium-sized ones. The avalanche prone locations for wet avalanches are to be found in particular on west, north and east facing slopes below approximately 3000 m. Backcountry tours should be started early and concluded timely.

Danger levels

 1 low

 2 moderate

 3 considerable  4 high

 5 very high

