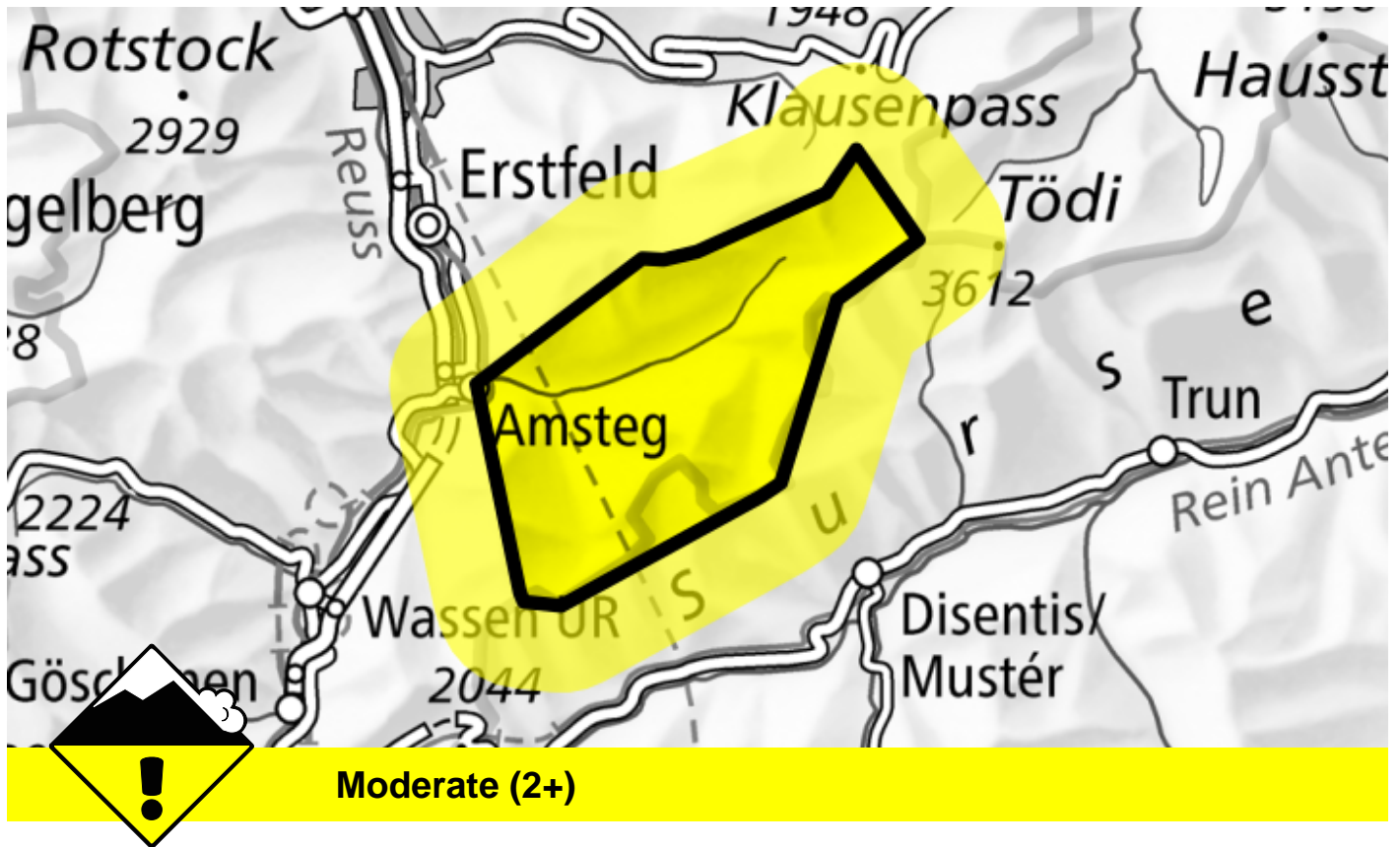


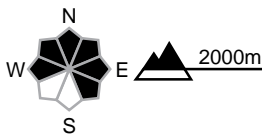
Avalanche danger

Forecast through: 25.3.2026, 17:00 / Next update: 25.3.2026, 17:00



Wind slab


Avalanche prone locations Danger description



As a consequence of new snow and a strong to storm force westerly wind, sometimes avalanche prone wind slabs will form in the course of the day. The number and size of avalanche prone locations will increase. The avalanche prone locations are to be found also in places that are some distance from ridgelines. Single winter sport participants can release avalanches, including medium-sized ones. Backcountry touring and other off-piste activities call for careful route selection.

Danger levels

 1 low

 2 moderate

 3 considerable  4 high

 5 very high

