

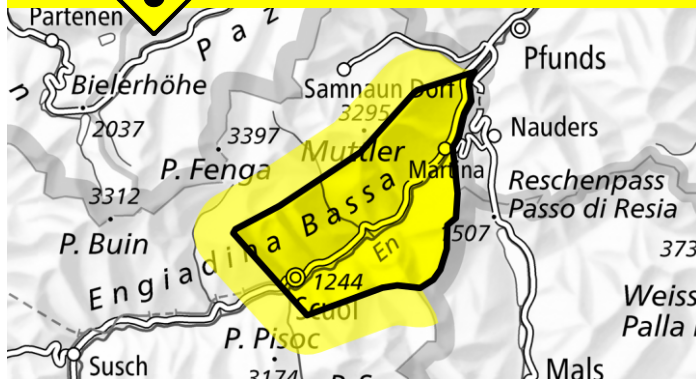
Avalanche danger

Forecast through: 15.4.2026, 17:00 / Next update: 15.4.2026, 17:00



Dry avalanches, whole day

Moderate (2=)



Persistent weak layers

Avalanche prone locations



Danger description

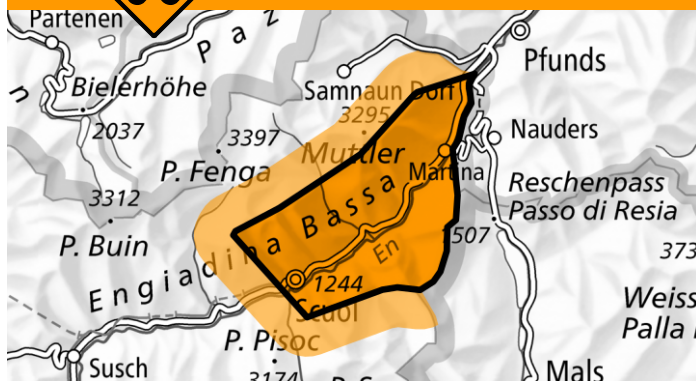
In isolated cases dry avalanches can be released in the old snowpack and reach large size. These avalanche prone locations are barely recognisable, even to the trained eye. Caution is to be exercised in areas where the snow cover is rather shallow in little used backcountry terrain.

As a consequence of southerly wind, rather small wind slabs formed in some localities.



Wet-snow avalanches, as the day progresses

Considerable (3)




Wet snow

As the day progresses as a consequence of warming during the day and solar radiation there will be an increase in the danger of wet avalanches. In the regions where the outgoing longwave radiation during the night is reduced the danger will increase more quickly. Caution is to be exercised in particular on steep east, south and west facing slopes between approximately 2000 and 2800 m, as well as on steep north facing slopes below approximately 2400 m. Wet avalanches can be released by people. Isolated whumpfung sounds and penetration of the old snow cover can indicate the danger. Avalanches can reach large size. Backcountry tours and ascents to alpine cabins should be started early and concluded timely.

Danger levels

 1 low

 2 moderate

 3 considerable  4 high

 5 very high

